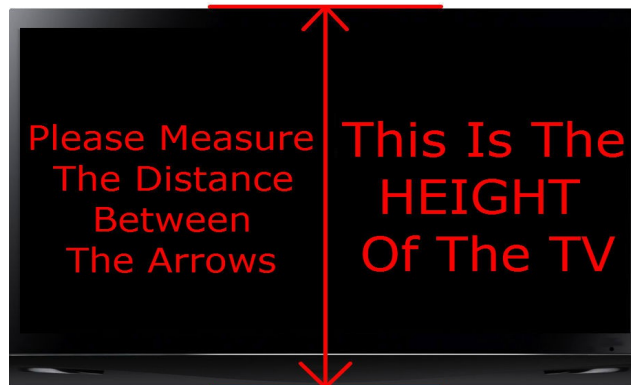




MEASURING FOR STAND MOUNTED TV'S

TV Height – Top to Bottom (without the stand)

Measure from the top to the bottom of your TV (between the RED arrows, not including the stand). You are measuring the entire TV height — not just the screen — so include the frame area around the screen. Please measure UP to the closest ¼ of an inch.



Your TV HEIGHT: _____ inches

TV Width – Left Side to Right Side




Measure from the left side of the TV to the right side of the TV (between the RED arrows), including the frame area around the screen. Please measure UP to the closest ¼ of an inch.

Your TV WIDTH: _____ inches



TV Depth – Side View / Profile

Measure the depth of your TV, the distance from front to back (between the RED arrows). Please measure UP to the closest $\frac{1}{4}$ of an inch.

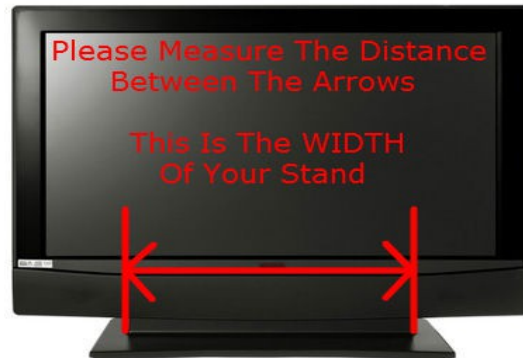
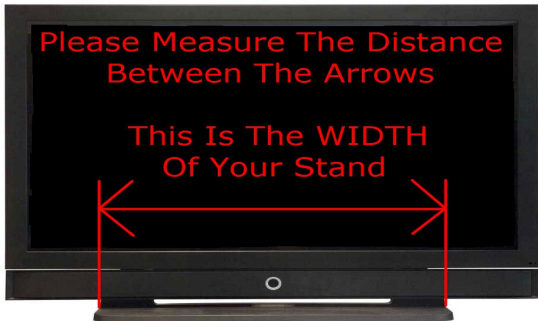


Your TV DEPTH: _____ inches



TV Stand - Left Side to Right Side

To measure for the stand please make sure to measure for the dimension between the RED arrows. Please measure UP to the closest $\frac{1}{4}$ of an inch.



Your TV Stand WIDTH: _____ inches